

2018
-
2019

ALGEBRA 2

Mrs. Barnosky


Mondays @ 11-12:30 or Tuesdays @ 9-10:30

Intermediate Algebra: Concepts & Applications, 9th ed (2014) by Bittinger, Ellenbogen, & Johnson (Print ISBN: 978-0321848284) & the *Student Solutions Manual* (ISBN: 978-0321848369)

Talk
to
me!

1. bbarnosky@myfunscience.com

3. www.candlestarservices.com



Input = Output

You know those classes where you just show up and the teacher pours information into your brain? This is *not* that class! I will do everything in my power to make your learning easier – from automated quizzes to review games and interactive feedback.

You, however, will need to step up... and keep up with your work load. If you come to class prepared, you'll get *much* more out of it!

Be present ~ attend class (or watch the recording)
Be diligent ~ work hard, don't just check boxes
Be active ~ log in regularly and participate fully
Be clear ~ communicate regularly with your classmates, your parents, and your instructor

• **Study** •

Ready for the next step?

Master Algebra 2 concepts, hone your calculator skills, and prepare for real-world application as we dig in and develop each topic. Topics in this Algebra 2 class include linear equations, problem solving, inequalities, polynomials, rational functions, exponents and logarithms, and quadratic equations.

This isn't about test prep... **it's about building skills and deepening connections.** Sure you can use these skills on the SAT, but an emphasis on problem solving and application just make this course more fun!


“Mathematics is the language
in which God has written the universe”
Galileo Galilei

Be Prepared

You will need a textbook, **graphing calculator**, notebook, paper, graph paper, writing implements, et cetera.

Come to class prepared:

- with your textbook
- with your notebook and homework
- ready to engage
- willing to focus
- with respect and kindness



Quizlet?
flash cards?
printables?
activities?
games?

Join!

This block here?
It's going to contain information about
the use of Math XL in this course.

Eventually :)

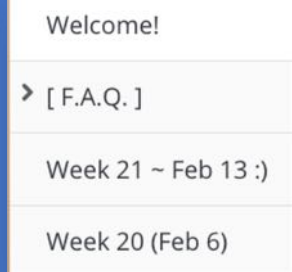


PowerSchool Learning (PSL) Classroom

The asynchronous (anytime) components of our class are located within our PowerSchool Learning classroom. It is accessible 24/7, and includes a wealth of resources to encourage and inform student learning. If you're chatting with an old timer, they might refer to PSL as "the Learning Management System formally known as Haiku."

- The **Welcome** page contains a link to our classroom, announcements, and syllabus.
- The **FAQ** page hosts several resources. Just click on the "greater than" sign to expand.
- Weekly** pages contain a block summarizing all work expectations for the coming week. This is the "one block to rule them all"! Each page also contains the recording of our live class as well as links to that week's videos, resources, assignments, assessments, and/or discussions. Often there's "extra" material that's available for further learning or fun.

Be sure to monitor your "Gradebook" tab! Your **settings** are in the upper right-hand corner :)



T.e.c.h.n.o.l.o.g.y T.o.o.l.s.

Adobe Connect

Our synchronous (live) class meetings will take place within Adobe Connect. We will meet for a single 90-minute class session each week. Attendance is optional but strongly encouraged. Live classes will include lectures, discussions, games, simulations, and both individual and group activities. The ability to interact with classmates and ask me questions in real-time? Priceless!

You
need:

- Stable Internet connection (2-5 Mbps download speed minimum)
- Solid audio functionality (preferably with microphone)
- Flexibility (most glitches are easily solved with a Flash update or cache clearing)

Please be sure that your computer and Adobe Flash is up-to-date before classes begin. You can test your Adobe readiness at https://na1cps.adobeconnect.com/common/help/en/support/meeting_test.htm . If you have questions, concerns, or issues related to class meetings or login, please chat with Adobe Support at <https://helpx.adobe.com/adobe-connect/kb/connect-chat-support.html> or send an email to Shawn@myfunscience.com.



Syllabus
revision
date:
4-30-18

Fall 2018

Classes Start: *Week of August 20*

Fall Break: September 30 - Oct 6

Thanksgiving Break: November 18 - 24

Classes End: *Week of December 10*

Spring 2019

Classes Start: *Week of January 7*

Winter Break: February 17 - 23

Easter Break: March 31 - April 6

Classes End: *Week of April 29*



Absence? Illness?

Missing Class? No problem! That's why I post the recordings. You are responsible for announcements and content. . . whether or not you are present for our live class meeting :)

Merriam-Webster defines an **emergency** as "is a serious, unexpected, and often dangerous situation requiring immediate action." If you are stricken by **illness** or emergency, please have a parent contact me as soon as possible. I will offer what grace I can.

Vacations, part-time jobs, and busy schedules are *not* considered emergencies. Plan ahead and contact me *ahead of time* with specifics if you would like a schedule accommodation. I'll do what I (reasonably) can.

Scope & Sequence

Class 1 Intro, 1.1 - 1.2

Class

Class

Class

Class

Class

Class

Class

Class

Class

Class

Class

Class

Class

Class

Class

Class

Class

Class

Class

Class

Class

Class

Class

Class

Class

Class

Class

Class

Class



This course will utilize the online resource MathXL.

MathXL is a powerful online homework, tutorial, and assessment system. It includes: lecture slides, step-by-step examples for any problem, accessibility tools, chapter reviews, and lesson videos!

Using Math XL means that you will have access to instant help and feedback, class instruction will be much more effective, and tests are much more valuable and forgiving. Plus you are preparing for the college classroom!

You are responsible for reading, taking notes, and studying each lesson and its vocabulary.

“For God has not given us a spirit of timidity, but of power and love and discipline.”
2 Timothy 1:7

- Tests -

There will be Chapter Tests every few weeks, as noted on our schedule. They will be *generously* timed and open for approximately three (3) days. Revision will be both encouraged and rewarded.

Don't panic! Just understand (and memorize) formulas and definitions. Study your notes. Practice your skills. Work the Chapter Review and study guide. Review your quizzes. . . and ask questions!

Tests will have both "computer graded" and "hand-graded" components... and **prompt submission of your test work is mandatory.**

Grading Policies

- Quizzes -

Quizzes are for you. They tell you whether you *really* know what you *think* you know! Every week there's a *short* quiz covering the previous week's lessons.

Quizzes are generously timed, open for a full week... and you can take them a second time!

Study smart. If you're still looking back at your notes or textbook in order to get through the homework problems, you're just not ready. Practice. Study. Ask.

Once complete, you may use the password "review" in order to see your, and the correct, answers. **Quizzes are a great way to focus your studying and ensure mastery.**

Academic Dishonesty

Every academic and professional environment takes issues of cheating and plagiarism *very* seriously. Do not "Google" the test questions or submit another person's work as your own. Do not copy from the answer key. Do not use Desmos or your cell phone. Refer to Plagiarism.org for more information.

Do not lie about your homework completion.

If I suspect that cheating or plagiarism has occurred, I will notify you and your parents and issue you a grade of zero on that assignment, assessment, or discussion. If cheating, or plagiarism, occurs again, action will be taken *which could include dismissal from the course.*

A (100-90) B (89-80) C (79-70) D (69-60) F (0-59)

Do I drop the lowest grade in each category?

Yes. Yes I do.



Homework Check

Each week, for *each* lesson, you're going to attend class, read the textbook, and **take great notes**. Be sure to study your vocabulary as well!

Next, you'll:

1. Complete your Math XL homework -- earn 100%!
2. Complete your textbook homework, showing **ALL** of your work. (Don't worry, there's not much :)
3. Check each problem.
4. Rework any incorrect problems
5. Once you've completed your homework, scan your **notes** and **textbook homework**, for each lesson.
6. Submit to the dropbox in one (1) PDF file.

Do. Your. Best. Work.

The Math XL portion of your homework is graded for accuracy . . . but no worries! If you get a problem wrong, you'll get another chance. Keep going and get them all correct :)

The textbook portion of your homework (plus notes) will be graded on a Pass / Unacceptable basis. Full effort means full credit :)

Remember:

Input = Output



YOUR GRADE

