

Christmas Cracker Template

p.1 Contents

p.2 Christmas Cracker handout

p.3 Directions for Christmas Cracker Template

p.4-5 Christmas Cracker Printable Template

p.6 "What is a Christmas Cracker" mini-handout



What is a Christmas Cracker?



"Crackers" are decorative party favors widely used in Great Britain to celebrate a variety of special occasions and festive events. Crackers have been a traditional part of British Christmas festivities since Victorian times. They were invented in the mid-1840's by a London pastry cook named Tom Smith, who came upon the idea while on a trip to Paris where he witnessed the French holiday custom of wrapping sugared almonds and other sweets in a twist of colored paper. Smith included a romantic message in his early crackers... However the product enjoyed only limited success until Smith devised a way to make the cracker "pop" when pulled apart. -- excerpted from *Olde English Crackers*

How do they work?

At dinners and parties, crackers are used to decorate individual place settings and are usually opened prior to serving the meal or refreshments. The pulling of crackers and donning of the party hats creates a relaxed, festive atmosphere. Crackers are usually shared between two individuals, one pulling on each end. With the ends firmly gripped, the cracker is slowly pulled apart using steady pressure and a twisting motion. This will tear the cracker open along the gathers and activate the "cracker snap." -- from *Olde English Crackers*

The traditional way to pull a cracker is crossing your arms and pulling a whole circle of crackers around the table. Everyone holds their cracker in their right hand and pulls their neighbor's cracker with their free hand. - excerpted from *Project Britain*

How to make a Christmas Cracker:

- (1) Begin with either a toilet tissue tube or one created from cardstock.
- (2) Fill with a tissue paper hat, a gift, and a joke or motto. *Gift ideas:* candies, jewelry, small toys, seeds, fun stationary, gift cards, ornaments, or promise cards. Don't go overboard or use anything too heavy.
- (3) Place the cracker snap length-wise on a rectangle (around 7" x 12") of tissue or light wrapping paper
- (4) Place the filled tube lengthwise on top of the snap. Roll up the paper and tape or glue.
- (5) Tie up one side of the tube, being careful not to crush the end. The snap should be flush with the edge.
- (6) Confirm that the tube is still filled, then tie up the second end of the tube gently.
- (7) Embellish as desired. Add a nametag if the contents are specific or you are using it as a place holder.



Christmas Crackers:

<http://www.oldenglishcrackers.com/>

<http://www.christmascrackershop.com/>

<http://projectbritain.com/Xmas/crackers.html>

<http://www.notmartha.org/tomake/partycracker/>

<http://www.junkaholique.com/2010/12/homemade-christmas-crackers.html>

<http://www.kaisercraft.com.au/blog/blog-party-christmas-bon-bon-tutorial/>

<http://au.lifestyle.yahoo.com/b/homebeautiful/529/make-your-own-home-beautiful-christmas-bon-bons>


http://rubberstamping.about.com/od/projectcalendarthemes/ss/How_to_Make_Christmas_Crackers.htm

Cracker Template Directions

Print out template two-sided or just the one...

- (1) Cut out template on solid lines... just the long sides are needed!
- (2) Valley Fold along lines A, B, C, and D
- (3) Mountain Fold along lines X and Y.
- (4) Cut out the shaded areas. Carefully cut out the slit.
- (5) Label and/or Decorate the central "right" side as desired.
- (6) Center cracker snap lengthwise and double-sided-tape it at the marked spot.
- (7) Assemble, inserting the tab into the slit. Lightly scotch-tape each of the tube sections.
- (8) Gather one of the cut regions and tie it tightly with ribbon.
- (9) Fill with a tissue paper crown, a gift, and a joke or motto.
- (10) Ensuring that the fillings are within the center section, tie up the second cut region.
- (11) Complete any last-minute decorations and you're done!

Line A

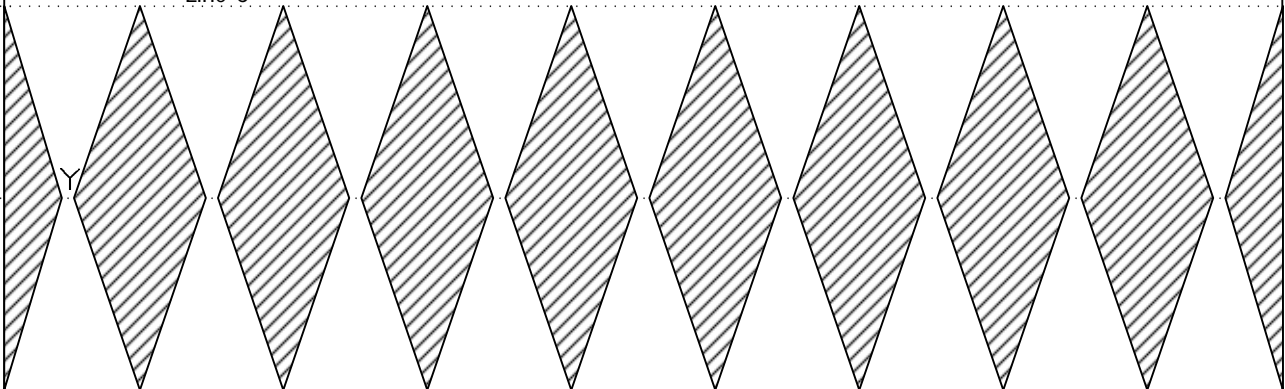


Line B





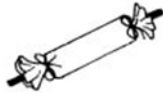
*Tape
Snap
Here*

Line C



Line D





What is a Christmas Cracker?

"Crackers" are decorative party favors widely used in Great Britain to celebrate a variety of special occasions and festive events.

At dinners and parties, crackers are used to decorate individual place settings and are usually opened prior to serving the meal or refreshments. The pulling of crackers and donning of the party hats creates a relaxed, festive atmosphere. Crackers are usually shared between two individuals, one pulling on each end. With the ends firmly gripped, the cracker is slowly pulled apart using steady pressure and a twisting motion. This will tear the cracker open along the gathers and activate the "cracker snap."

-- excerpted from Olde English Crackers

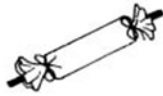


What is a Christmas Cracker?

"Crackers" are decorative party favors widely used in Great Britain to celebrate a variety of special occasions and festive events.

At dinners and parties, crackers are used to decorate individual place settings and are usually opened prior to serving the meal or refreshments. The pulling of crackers and donning of the party hats creates a relaxed, festive atmosphere. Crackers are usually shared between two individuals, one pulling on each end. With the ends firmly gripped, the cracker is slowly pulled apart using steady pressure and a twisting motion. This will tear the cracker open along the gathers and activate the "cracker snap."

-- excerpted from Olde English Crackers



What is a Christmas Cracker?

"Crackers" are decorative party favors widely used in Great Britain to celebrate a variety of special occasions and festive events.

At dinners and parties, crackers are used to decorate individual place settings and are usually opened prior to serving the meal or refreshments. The pulling of crackers and donning of the party hats creates a relaxed, festive atmosphere. Crackers are usually shared between two individuals, one pulling on each end. With the ends firmly gripped, the cracker is slowly pulled apart using steady pressure and a twisting motion. This will tear the cracker open along the gathers and activate the "cracker snap."

-- excerpted from Olde English Crackers



What is a Christmas Cracker?

"Crackers" are decorative party favors widely used in Great Britain to celebrate a variety of special occasions and festive events.

At dinners and parties, crackers are used to decorate individual place settings and are usually opened prior to serving the meal or refreshments. The pulling of crackers and donning of the party hats creates a relaxed, festive atmosphere. Crackers are usually shared between two individuals, one pulling on each end. With the ends firmly gripped, the cracker is slowly pulled apart using steady pressure and a twisting motion. This will tear the cracker open along the gathers and activate the "cracker snap."

-- excerpted from Olde English Crackers

